

# 2024-2025 Annual Report



**Cleveland College Preparatory School** is a public charter school serving K-8 students in the Slavic Village community. The school fosters a culture of high expectations, resulting in consistent academic achievement and growth, as exemplified by a 3-Star rating in Progress for two consecutive years. Families repeatedly choose this community-oriented school, renowned for its dedicated leadership team, memorable traditions, and extensive extracurricular programming. This year, the school's safe and secure campus has undergone significant improvements, including the installation of updated bathrooms and enhanced security measures. Additionally, the Positive Behavioral Interventions and Supports

(PBIS) program has been expanded to include a new book vending machine to promote literacy and positive behavior. Extracurricular activities offered at the school include Basketball, Student Government, and a Student Mentor Program. The school collaborates with NOCL to provide sports programs that emphasize teamwork, sportsmanship, fitness, and the development of positive life skills. Additionally, students benefit from a summer enrichment program that provides academic support alongside engaging STEM, fitness, and arts activities.

**Mission:** To prepare students for a college preparatory high school that will ensure success and graduation from a four-year college.

Board President

**Sonya Boyd**

Board Vice President

**Aaron Berg**

Board Treasurer

**Karen Lewis**

Board Secretary

**Mandisa Lewis**

Board Member

**Rodney Lewis**

Authorizer

Principal

**Carlesia Ray**

Regional VP

**Debroah A. Mays**

Grades Served

**K-8**

Students Served

**161**

School Year Opened

**2010-2011**

Managed By Accel Since

**2017-2018**

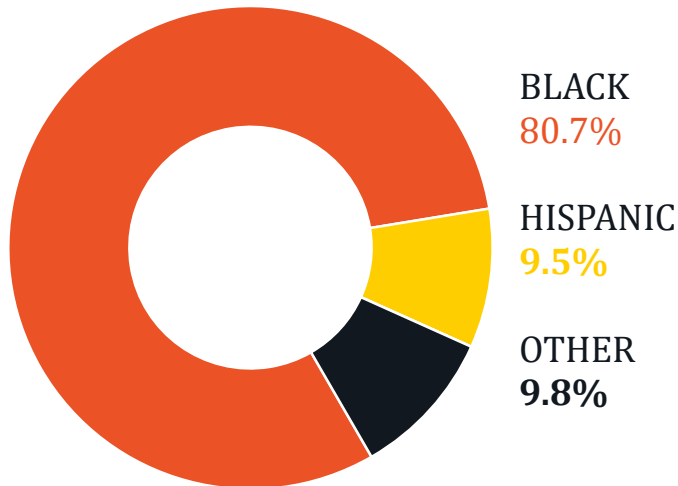
Fiscal Officer

**Dave Massa**

**Ohio Council of Community Schools**

# 2024-2025 Annual Report

## Student Demographics



NOTE: If Enrollment is less than 10, results are Not Calculated

## Progress towards Goals

The percentage proficient in ELA increased from 21.7% in 2023-2024 to 32.9% in 2024-2025.

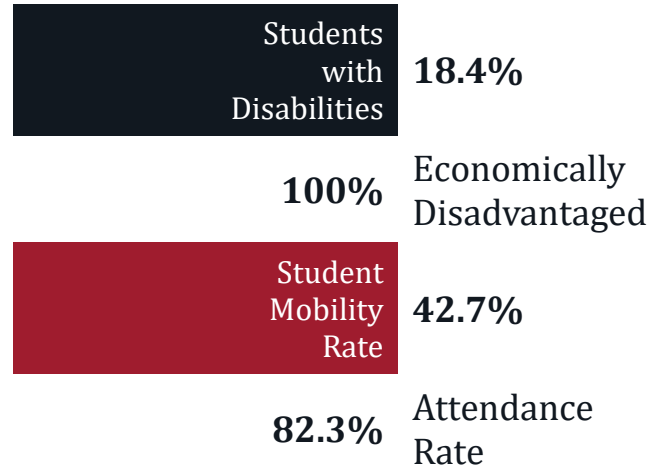
The percentage proficient in Math increased from 7.5% in 23-24 to 9.8% in 2024-25.

Discipline occurrences decreased by 59% from 2024 to 2025.


## State Report Card

Performance Index Score 50.5	Overall Rating ★★★
Achievement Component ★	Early Literacy Component ★
Progress Component ★★★	Gap Closing Component ★★

## Special Populations



## Our Academic Goals



- #1 By FY2026, the overall percentage of students reaching proficiency or above on state tests in English Language Arts and Mathematics will increase by 30%.
- #2 By FY2026, Discipline Occurrences will decrease by 20%.

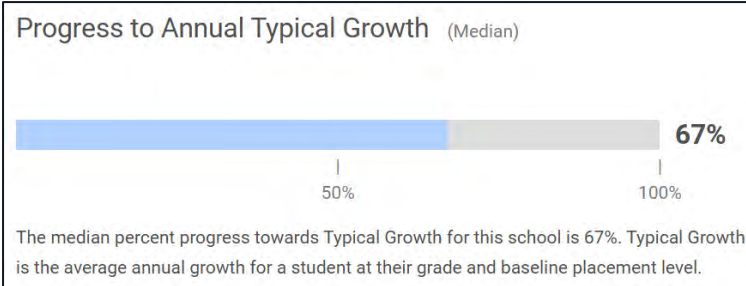


# 2024-2025 Annual Report

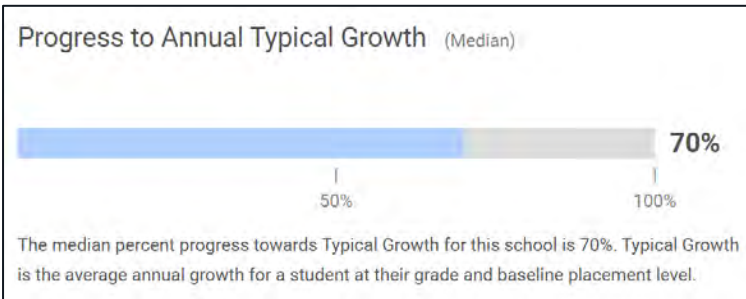


**CLEVELAND**  
COLLEGE PREPARATORY SCHOOL

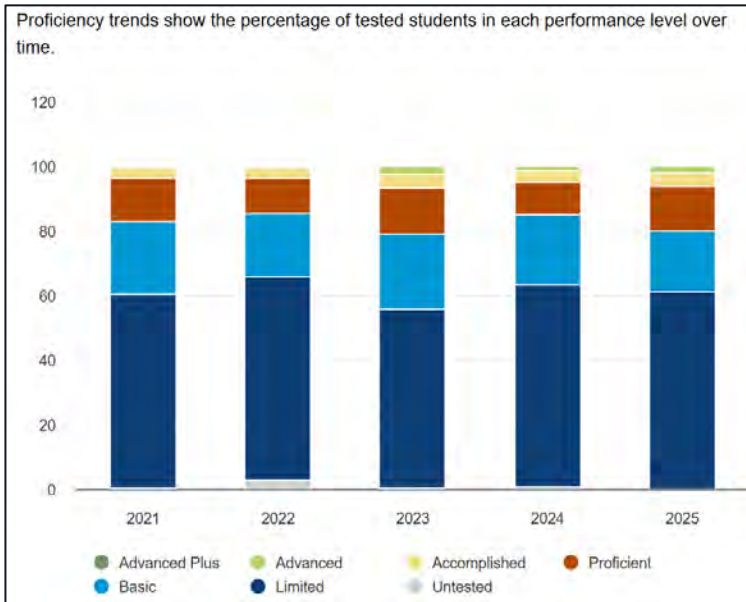
## iReady Data Reading



## iReady Data Mathematics



## Percent Proficient at Cleveland College Preparatory School



## OUR HIGHLIGHTS

### Academic:

- Increased overall reading from 2 to 2.5 Stars on the State Report Card
- Three Stars in Progress
- ELA and Mathematics the school met Growth expectations
- For the 2024-25 academic year, the progress to annual typical growth for iReady Mathematics was 70%
- In-year student retention rate was 140%
- Student enrollment increased from 98 students in September to 187 in June of 2025.
- Saber University Tutoring

### Student Life:

- Music Instruction
- Athletic Teams
- Movie Nights
- Before and After Care
- Winter Wonderland Ball
- Spirit Weeks
- Middle School Jr. Prom
- Field Trips

### Community:

- Heritage Celebrations
- Breakfast with Santa
- Family Game Night
- Family Easter Egg Hunt

# 2024-2025 Annual Report



## Financial Data:

State Sources	\$1,973,104
Federal Sources	\$651,027
Local Sources	\$68,099
<b>Total Revenue</b>	<b>\$2,692,230</b>

Salary & Wages	\$862,355
Employee Benefits	\$195,465
Purchased Services	\$1,567,839
Supplies & Materials	\$115,537
Capital Outlay	\$171,785
Other Expenses	\$4,118
<b>Total Expenses</b>	<b>\$2,917,098</b>

- (1) Numbers in \$M
- (2) At the time of publication, 2025 fiscal year data was not available from the Ohio Auditor of State. For updated information visit: [www.auditor.state.oh.us](http://www.auditor.state.oh.us)



## Sponsor Statement:

Ohio Council of Community Schools (OCCS) uses various methods to evaluate the school's performance including published tests and other academic scores such as the Ohio Department of Education & Workforce Local Report Card and supporting data. OCCS regional representatives visit our partner schools regularly ensuring compliance with federal, state, and contractual requirements.